



FLAP WITH CONTROL

Kr, Ke, Kp 152-60s

Kr, Ke, Kp 220-60s

Flap with Control produced by TAURUS, s.r.o., Chrudim, is designed for distribution of material technological flow in downstream transport routes of a line from containers, conveyors, and silos in feed mills and grain silos.

The flap is not intended for feeding materials!

It is used for integration into technological units for preparation of compound feedingstuffs for animals and similar industrial operations consisting of material storage equipment and connected technological equipment for processing of dry bulk materials.

Control: Manual-r, Electrical-e, Pneumatic-p.



Order number basis	Capacity t/h*	a	b	c	d	e	f	g	h	Basic weight kg
K 1 5 1 x . x	32	152	152	100	152	96.5	50.5	60	228	7.6
K 2 5 1 x . x	75	220	220	140	220	127	70	60	299	11.8

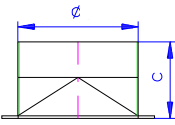
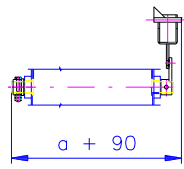
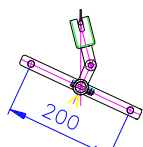
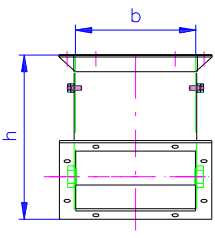
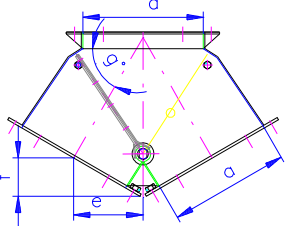
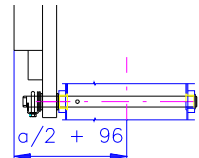
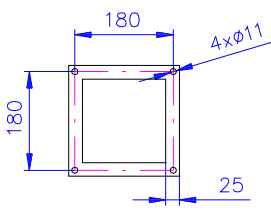
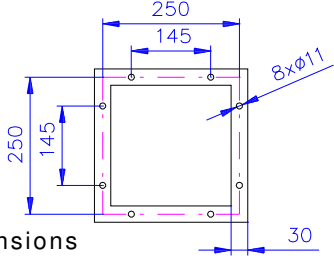
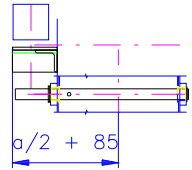
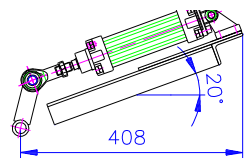
Example: Flap type Kr 152-60s - Order number K 151P.1

Flap output up to 32 t/h, installation dimension Ø152, driven by means of a pneumatic cylinder

* Capacity is specified for wheat with volume density of 750 kg.m³ at humidity of up to 18%.



Basic Dimensions of the Machine

<p>Order No.: <u> x x x x . 1</u></p>  <p>Weight: Ø152 - 1.3 kg Ø220 - 2.5 kg</p>	<p>Manual control Order No.: <u> x x x R . x</u></p>   <p>Weight: 1.2 kg</p>
  <p style="text-align: center; border: 1px solid black; padding: 5px;">Order number basis:</p> <p style="text-align: center;">K 1 5 1 x . 0 K 2 5 1 x . 0</p>	<p>Electrical control - power input up to 15 W Order No.: <u> x x x E . x</u></p>  <p>Weight: 3.8 kg</p>
<p style="text-align: center;">Installation Dimensions</p>  	<p>Pneumatic control Air consumption 1.6 dm³/100 mm stroke Order No.: <u> x x x P . x</u></p>   <p>Weight: 5.5 kg</p>